



prima vent™

# Features



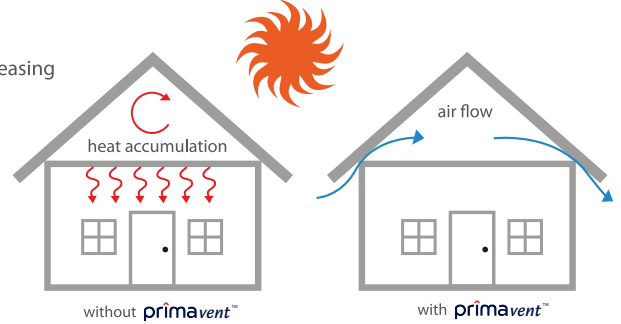
# primavent™

## Slotted Eaves Lining

primavent™ is an autoclaved cellulose fibre reinforced cement sheet consisting of high quality cellulose fibre, finely ground sand, portland cement and water. Featured with slots to assist ventilation, primavent™ keeps the house cool during the hottest day. Sheets are available in 3.2mm and 4.5mm thickness.

### Product Benefits

- Provide Good Air Circulation
- Energy Saving and Aesthetically Pleasing
- Asbestos Free
- Weather Resistant
- Water Resistant
- User Friendly
- Dimensionally Stable
- Rot Resistant
- Fire Resistant
- Cost Effective



## Material Properties & Composition

Properties	Values
Product Composition	<ul style="list-style-type: none"> <li>• Top Grade Cellulose Fibre</li> <li>• Finely Ground Sand</li> <li>• Portland Cement</li> <li>• Water</li> </ul>
Moisture Content	Normal - Approximately 7% at EMC      Saturation - 33%
Denisty EMC	1390 kg/m <sup>3</sup>
Slot Dimension	7mm x 150mm
Fire Performance	Uniform Building By Laws 1984 - Class 'O' (Non combustible product)
Fire Propagation (BS 476 Pt.6)	Fire Propagation Index - I < 12 Sub Index - i < 6
Surface spread of Flame (BS 476 Pt.7)	Characteristic - Class 1, No Ignition

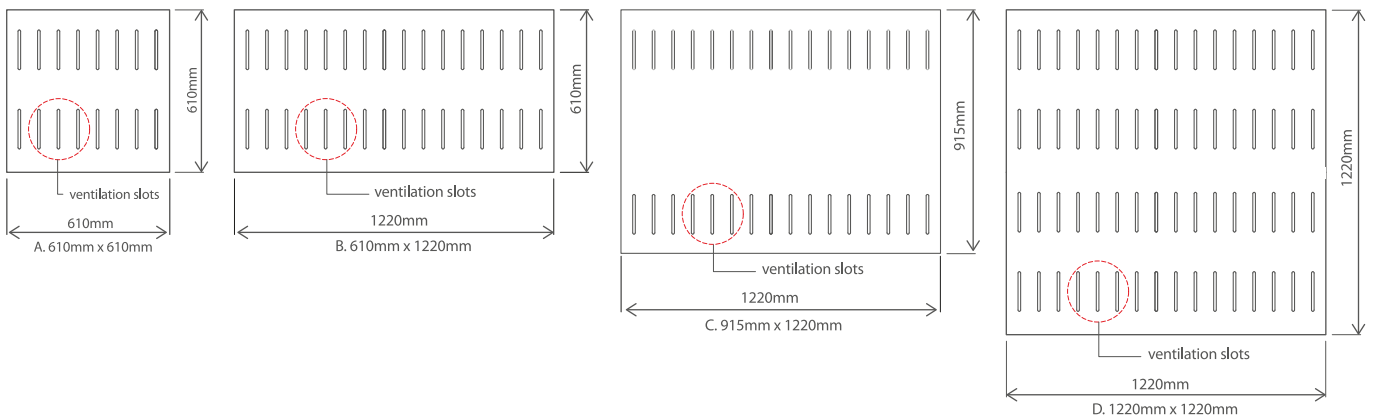
The above fire performance is derived based on tests conducted onto 3.2mm and 4.5mm thick primavent™.

## Standard Sizes

Dimensions (mm)	610 x 610		610 x 1220		915 x 1220		1220 x 1220	
Thickness (mm)	3.2	4.5	3.2	4.5	3.2	4.5	3.2	4.5
Approx. Weight per Sheet (kg)	1.6	2.4	3.2	4.7	4.8	7.1	6.4	9.3

## A choice of 4 sizes are available

## Design



PPS (BAHAN BINAAN)  
No. Perakuan: A 004294  
A 003942



BAHAN KELAS 'O'  
BS 476 : PART 6 : 1989  
BS 476 : PART 7 : 1997



MyHP00175/16



041-026  
MADE FROM RECYCLED MATERIALS



SIRIM  
ECO-LABEL  
License No.  
ELH0006001



CERTIFIED TO MS 1296 : 2010  
Certification No. PH 000005



CERTIFIED TO ISO 9001 : 2015  
CERT. NO. : QMS 00214



CERTIFIED TO ISO 14001 : 2015  
CERT. NO. : EMS 00481



CERTIFIED TO OHSAS 18001 : 2007  
CERT. NO. : OHS 00356



Certified to ISO 8536:2009  
Certification No. PH000913

# Framing & Fixing Specifications

## Framing

**primavent™** sheets are suitable for fixing to timber. Ceiling joists and / or eave battens shall be spaced at 610mm centers maximum. Framing in all cases must comply with local building regulation and good building practices.

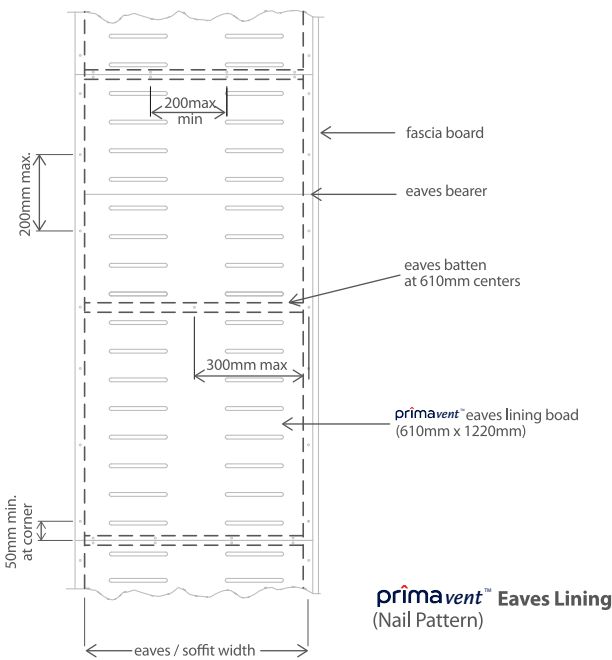
## Fixing

Do not fix **primavent™** directly on to steel frame. All steel frame must be battened with timber prior to fixing **primavent™**. Fasteners must not be placed less than 12mm from sheet edges and 50mm from corners. Fasteners should be driven at 200mm centers **max** around the perimeter of the sheet and at 300mm centers **max** in the body of the sheet. Ensure that the fasteners are driven flush with the surface of the sheet.

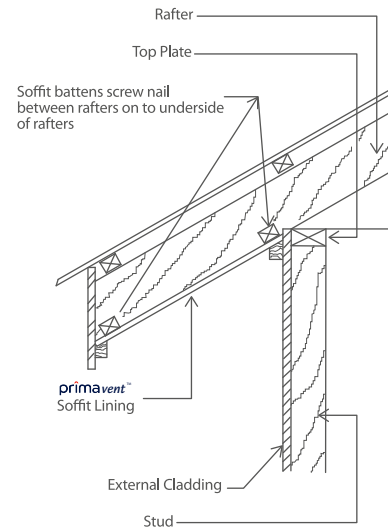
## Fasteners Specification

Galvanised wire nails (for fixing to timber frames)

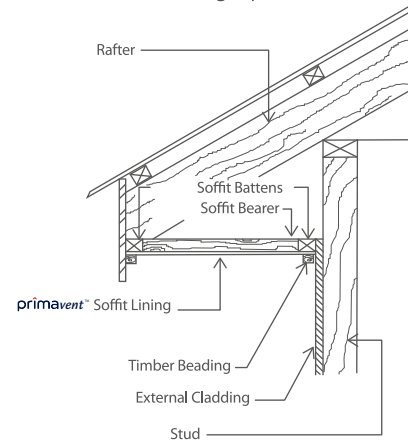
- 2mm dia. x 25mm long for hardwood
- 2mm dia. x 30mm long for softwood



## primavent™ Eaves Lining (Option 1)

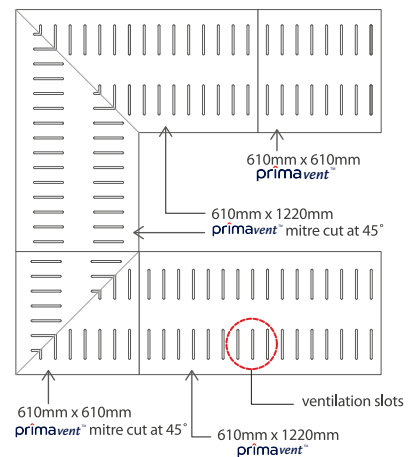
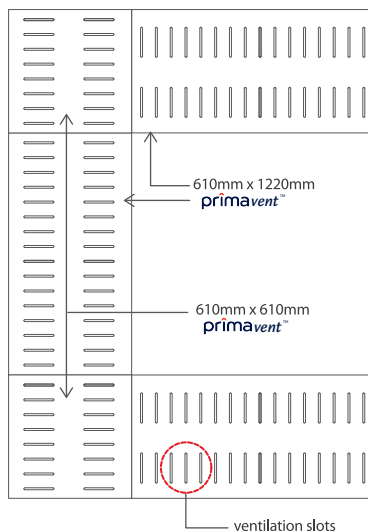
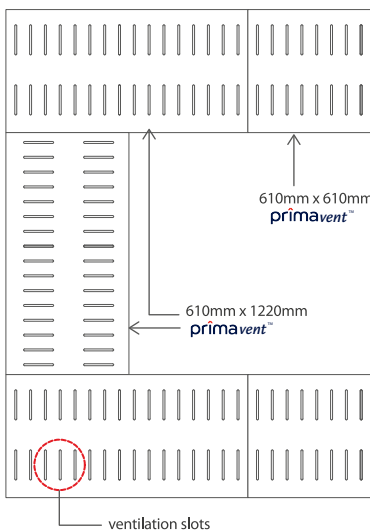


## primavent™ Eaves Lining (Option 2)



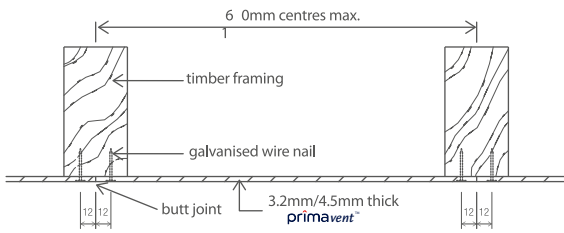
# Sheet Fixing Illustrations

**primavent™** sizes used in these layouts serve as examples only, other combinations are acceptable.



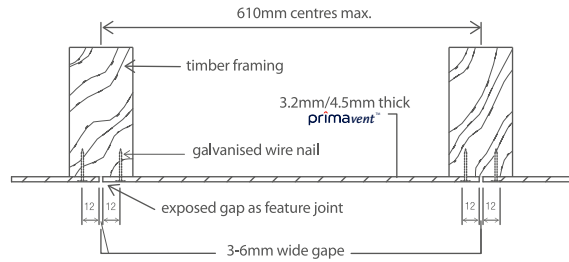
# Jointing

primavent™ sheets are suitable for various methods of jointing, depending on the desired appearance and style of the structure.



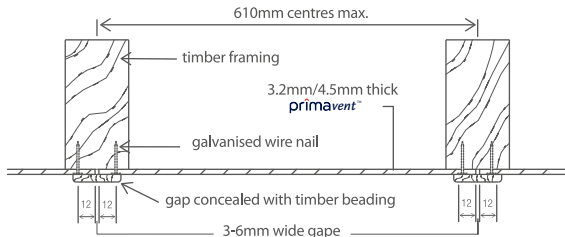
## Butt Joint

For aesthetic consideration, primavent™ may be jointed closely one against another to give a neat butt joint.



## Exposed Joint

primavent™ is nailed directly to timber support and a uniform gap of 3 - 6mm is allowed as a feature joint.



## Concealed Joint

Timber batten is used to conceal the joint and acts as a feature.

# Handling & Finishing

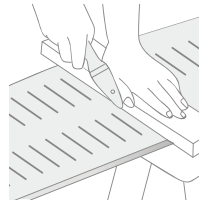


## Storage & Handling

Sheets should be handled and stacked carefully to avoid damages to the edges and corners. The sheets should be stacked on dry and level ground.

primavent™ is normally supplied on pallets with bearers to permit handling by forklift trucks. The pallets should always be stacked on a firm level area to avoid twisting or warping of the sheets. Pallets should not be stacked more than 4 stacks high.

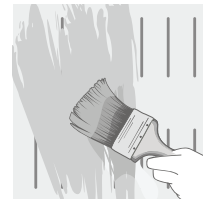
It is always recommended to store the sheets under cover to ensure they are dry prior to fixing. However, if the sheets are wet, allow to dry completely before fixing.



## Cutting

primavent™ can be cut with:

- i. Using power cutting equipment such as a circular saw.
- ii. 'Score & Snap' method.
  - Score from the face side of the sheet.
  - Score against straight edge and repeat action to obtain adequate depth for clean break.
  - Approximately 1/3 of the sheet thickness.
  - Snap upwards to achieve break.
  - Clean up rough edges with a rasp if necessary.



## Finishing

In order to achieve excellent aesthetic finishing, it is recommended to use 100% water based quality acrylic paints. Generally a minimum of 2 coats is required. Do not use solvent-base paint. There is no need to apply primers or sealers. Please refer to paint manufacturer's install cases.



Termite Resistant



Fire Resistant



Water Resistant



Weather Resistant



100% Asbestos free



Superior Paint Adhesion



High Workability



Aesthetically Pleasing



50 Years Durability

For more information, please contact us at:



SAINT-GOBAIN PRIMA SDN BHD (579898-W)

Level 19, Tower 5, Avenue 7 The Horizon,  
Bangsar South City, No. 8, Jalan Kerinchi,  
59200 Kuala Lumpur, Malaysia

General Line 1: +603 7781 1977 | General Line 2: +6012 781 1797

[www.primafibre.com](http://www.primafibre.com) | [www.saint-gobain.my](http://www.saint-gobain.my)

[f](#) [in](#) [+](#) [@](#) <#> saintgobainprima